

Improving Employment Outcomes for Young Black Men in London

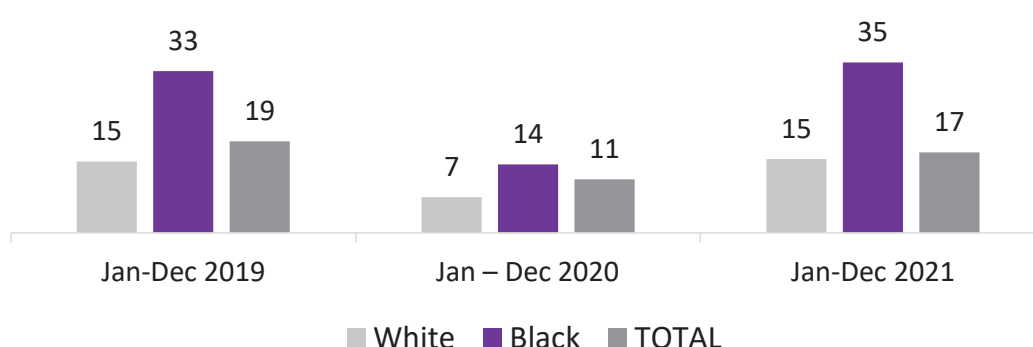


BRIEFING PAPER #12 SEPTEMBER 2022

The unemployment rate for young Black men in London remains significantly higher than average.

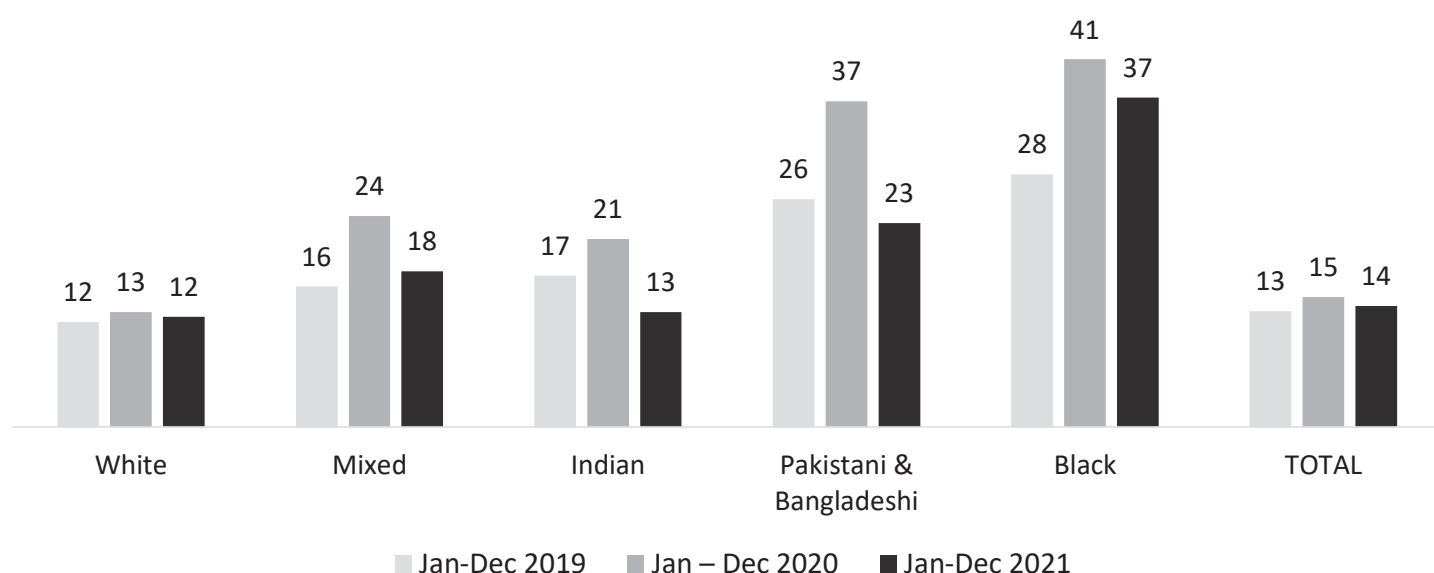
- For the 12 months ending December 2021 35% of young Black men in London who were available for and actively seeking work were unemployed, compared with 15% of young white men.
- There are large fluctuations in the figures for young Black male unemployment rates in London due to the very small size of the sample. The consistent trend over time is that unemployment rates for young Black men in London are double the rate for young white men.
- The national UK figures give a slightly more reliable estimate than those for London. Nationally, for the 12 months ending December 2021, 37% of young Black men who were available for and actively seeking work were unemployed, compared with 12% of young white men. The trend over time is that unemployment rates for young black men in the UK are consistently two to three times the rate for young white men.
- See Charts i & ii for details

Chart i: Unemployment rate for economically active young men in London



Source: Annual Population Survey

Chart ii: Unemployment rates for economically active young men UK

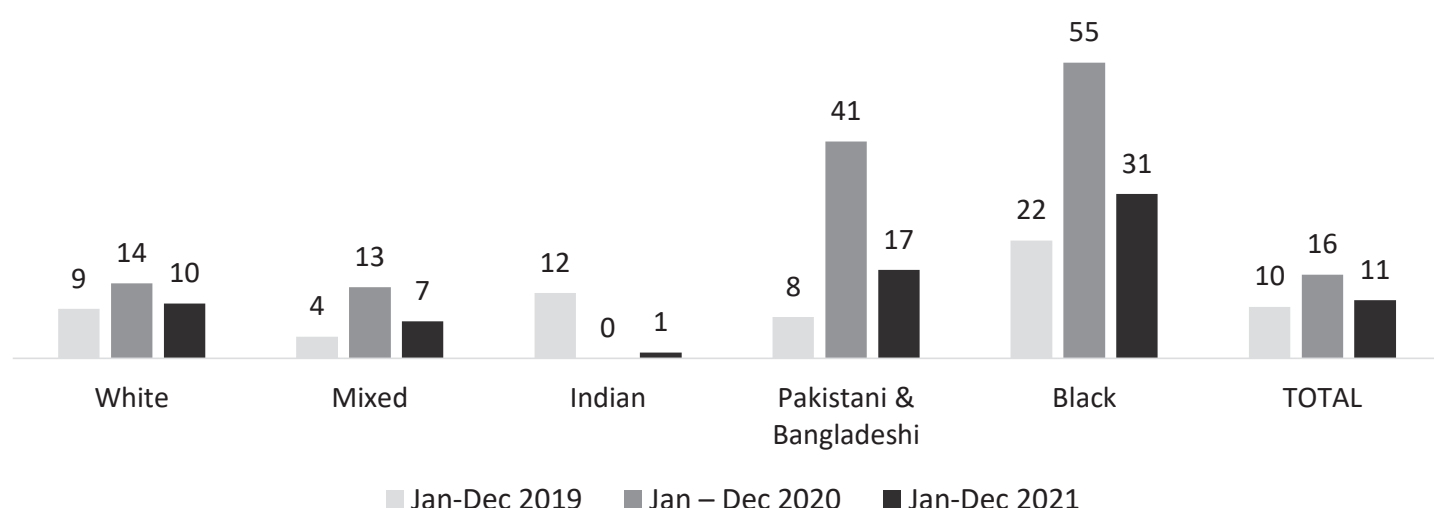


Source: Annual Population Survey

Graduate unemployment rates for young Black men remain shockingly high and over three times the rate for young white male graduates.

- For the 12 months ending December 2021 31% for young Black men with degree level qualifications in the UK who were available for and actively seeking work were unemployed, compared with 10% of young white men (these rates are for the UK as London sample is too small for analysis).
- See Chart iii for details

Chart iii: Unemployment rates for economically active young men UK

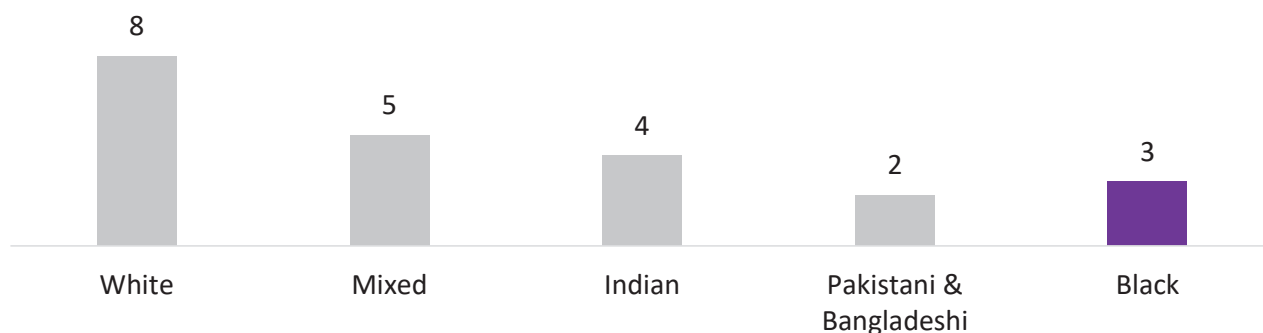


Source: Annual Population Survey

Young Black men remain under-represented in apprenticeships

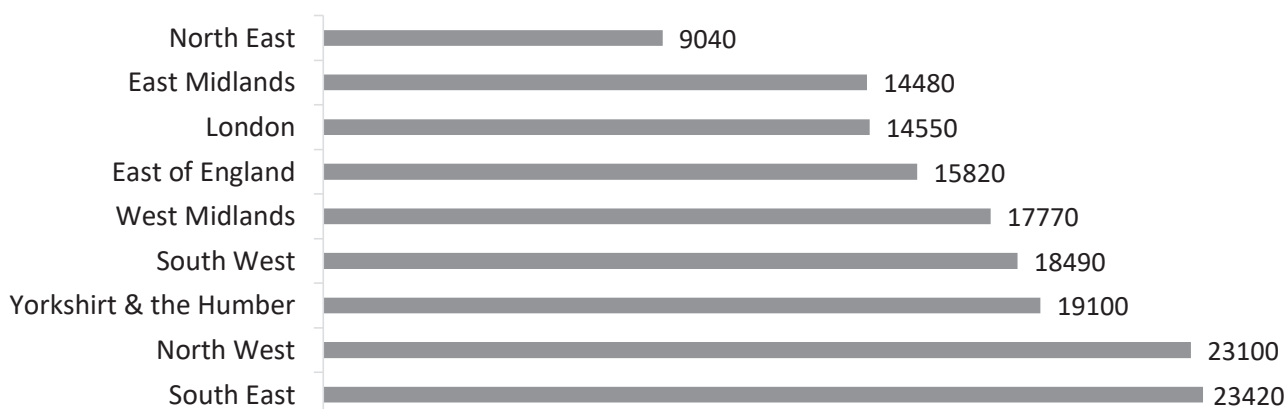
- The proportion of young Black men in the UK who report completing an apprenticeship is far lower than for young white men (3% compared with 8% average). See Chart iv for details.
- A key factor in lower apprenticeship participation is the lack of apprenticeship opportunities in London, where around half the UK's young Black male population live.

Chart iv: Percentage of young males in the UK who completed an apprenticeship (three year average Jan-Dec 2019, Jan-Dec 2020, Jan-Dec 2021)



Source: Annual Population Survey

Chart v: Number of apprenticeship starts by region 2021/22 (16-24 year olds)



Source: Annual Population Survey

London has by far the lowest apprenticeship starts for young people by population size of any UK region. See Chart vi for details.

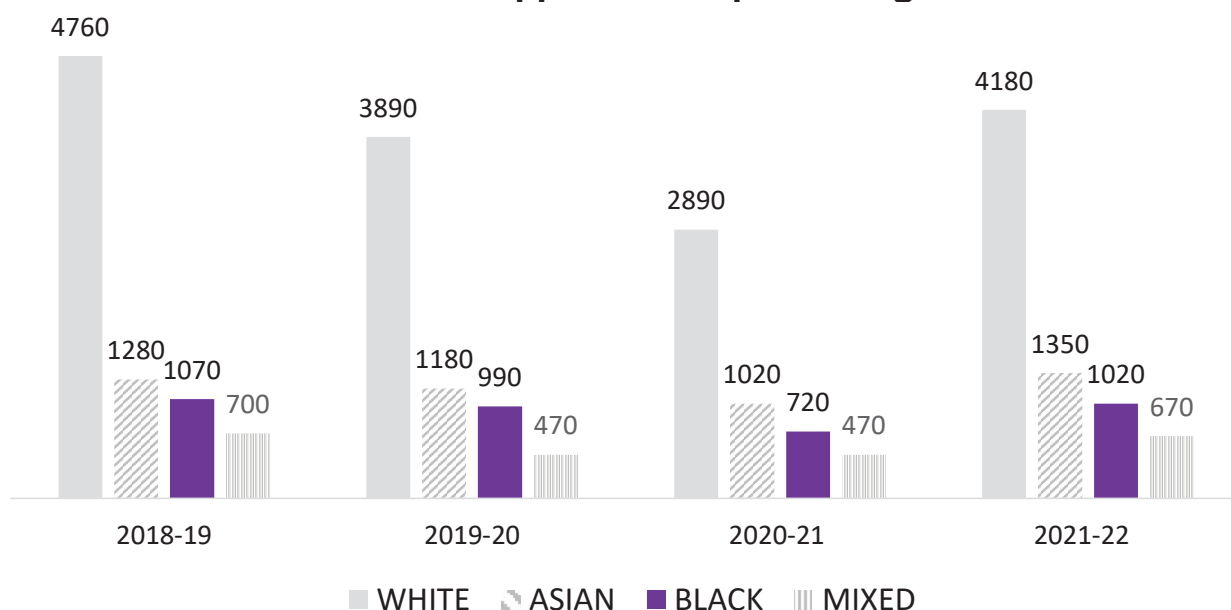
Chart vi: Indicative starts per 100,000 population 19-24 year olds 2021/22



Source: <https://explore-education-statistics.service.gov.uk/>

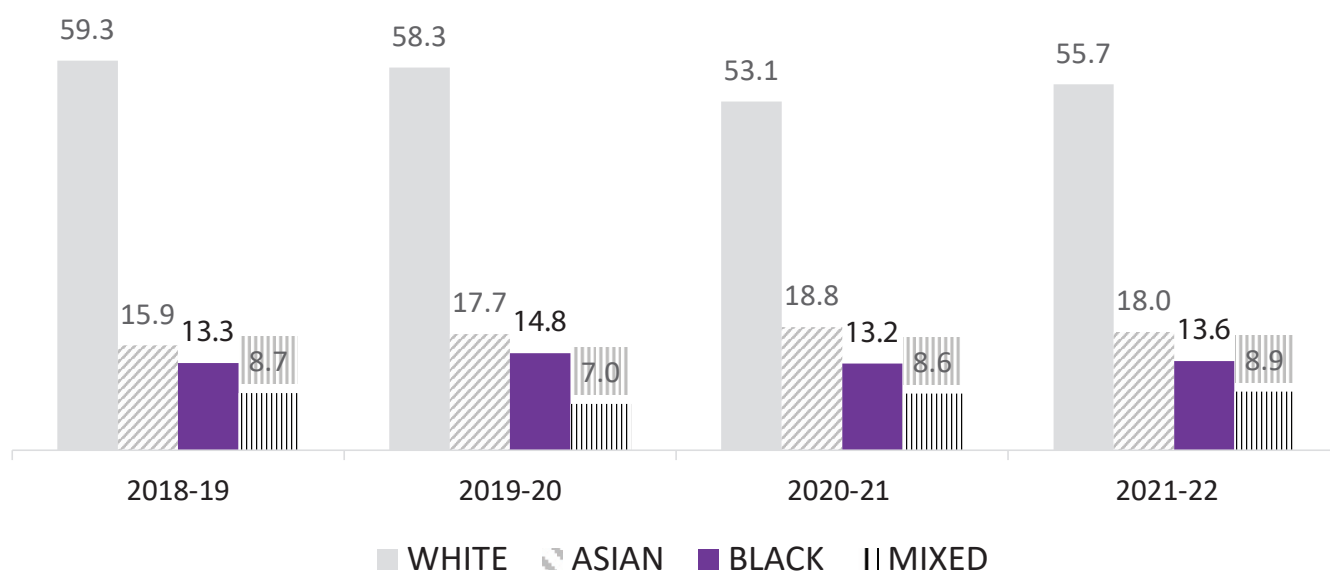
- Just over 1,000 young Black men in London started an apprenticeship in 2021/22, making up 13.6% of all young male starts in London in that year. See Charts vii & viii for details.

Chart vii: Number of male apprenticeship starts age 16-24 in London



Source: <https://explore-education-statistics.service.gov.uk/>

Chart viii: Male apprenticeship starts in London age 16-24: % of all young male starts by ethnic group



Source: <https://explore-education-statistics.service.gov.uk/>



MOU DEFINITIONS

Young = 16 to 24

Black = Black African, Black Caribbean, Black British, Black Other, Mixed Black/White [NB: in the data charts on previous pages, Mixed ethnic groups are shown separately and are NOT included in the Black category]

Unemployment rate = the percentage of the economically active population that is not in work and is available for and actively seeking employment

Economically active = either in employment OR unemployed and available for and actively seeking employment

A briefing by Action for Race Equality

**ACTION FOR RACE
EQUALITY**

www.actionforraceequality.org.uk